




PRECISION WIREWOUND RESISTORS



KEY BENEFITS

- A wide range of power ratings (1/8 W to 250 W)
- A wide resistance range (0.004 Ω to 273 k Ω)
- Low-high-temperature performance (-65 $^{\circ}\text{C}$ to +350 $^{\circ}\text{C}$)
- Complete welded construction
- Excellent overload capability
- High-temperature silicone coating or encapsulant
- Excellent stability in operation
- Non-inductive styles available






APPLICATIONS

- DC/DC converters
- AC/DC inverters
- High-voltage bleeders
- Dynamic braking
- Bias supply
- Motor speed controls
- Voltage divider networks
- Filament dropping
- Capacitor charging/discharging regulation
- Voltage dropping
- Electrical loads
- Crow-bar circuits
- Current shunts

For technical questions, contact ww2bresistors@vishay.com (Asia and Americas),
ww1bresistors@vishay.com (Europe)



Precision Wirewound Resistors

Model	Global Model	Historical Model	Wattage	Resistance Range	Tolerance	TC (ppm/°C)
RS (Axial Leaded) 	RS1/8	RS-1/8	0.125	0.1 Ω - 950 Ω	±0.05 % thru ±10 %	±90, ±50, ±20
	NS1/8	NS-1/8	0.125	0.1 Ω - 475 Ω		
	RS1/4	RS-1/4	0.4	0.1 Ω - 3.4 kΩ		
	NS1/4	NS-1/4	0.4	0.1 Ω - 1.7 kΩ		
	RS1/2	RS-1/2	0.75	0.1 Ω - 4.9 kΩ		
	NS1/2	NS-1/2	0.75	0.1 Ω - 2.45 kΩ		
	RS01A	RS-1A	1.0	0.1 Ω - 10.4 kΩ		
	NS01A	NS-1A	1.0	0.1 Ω - 5.2 kΩ		
	RS01M	RS-1M	1.0	0.1 Ω - 6.85 kΩ		
	NS01M	NS-1M	1.0	0.1 Ω - 3.42 kΩ		
	RS002	RS-2	4.0	0.1 Ω - 47.1 kΩ		
	NS002	NS-2	4.0	0.1 Ω - 23.5 kΩ		
	RS02M	RS-2M	3.0	0.1 Ω - 18.74 kΩ		
	NS02M	NS-2M	3.0	0.1 Ω - 9.37 kΩ		
	RS02B	RS-2B	3.0	0.1 Ω - 24.5 kΩ		
	NS02B	NS-2B	3.0	0.1 Ω - 12.2 kΩ		
	RS02C	RS-2C	2.5	0.1 Ω - 32.3 kΩ		
	NS02C	NS-2C	2.5	0.1 Ω - 16.1 kΩ		
	RS005	RS-5	5.0	0.1 Ω - 95.2 kΩ		
	NS005	NS-5	5.0	0.1 Ω - 47.6 kΩ		
RS007	RS-7	7.0	0.1 Ω - 154 kΩ			
NS007	NS-7	7.0	0.1 Ω - 77 kΩ			
RS010	RS-10	10	0.1 Ω - 273 kΩ			
NS010	NS-10	10	0.1 Ω - 136 kΩ			
G (Miniature Axial Leaded) 	G001...80	G-1-80	1.0	0.1 Ω - 3.4 kΩ	±0.05 % thru ±5 %	±90, ±50, ±20
	GN001...80	GN-1-80	1.0	0.1 Ω - 1.7 kΩ		
	G002	G-2	1.5	0.1 Ω - 4.9 kΩ		
	GN002	GN-2	1.5	0.1 Ω - 2.45 kΩ		
	G003...80	G-3-80	2.0	0.1 Ω - 10.4 kΩ		
	GN003...80	GN-3-80	2.0	0.1 Ω - 5.2 kΩ		
	G005	G-5	4.0	0.1 Ω - 24.5 kΩ		
	GN005	GN-5	4.0	0.1 Ω - 12.2 kΩ		
	G05C	G-5C	5.0	0.1 Ω - 32.3 kΩ		
	GN05C	GN-5C	5.0	0.1 Ω - 16.1 kΩ		
	G010	G-10	7.0	0.1 Ω - 95.2 kΩ		
	GN010	GN-10	7.0	0.1 Ω - 47.6 kΩ		
	METAL STRIP RESISTORS					
LVR (Low Value, Axial Leaded) 	LVR01	LVR-1	1.0	0.01 Ω - 0.1 Ω	±1 % thru ±10 %	See datasheet: www.vishay.com/ doc?30206
	LVR03	LVR-3	3.0	0.005 Ω - 0.2 Ω		
	LVR05	LVR-5	5.0	0.005 Ω - 0.3 Ω		
	LVR10	LVR-10	10	0.01 Ω - 0.8 Ω		
SR (Low Value, Radial Leaded) 	SR1	SR1	1.0	0.005 Ω - 0.03 Ω	±1 % thru ±5 %	See datasheet: www.vishay.com/ doc?31067
	SR3	SR3	3.0	0.005 Ω - 0.05 Ω		
	SR5	SR5	5.0	0.004 Ω - 0.05 Ω		
CHASSIS-MOUNT RESISTORS						
RH (Aluminum House) 	RH005	RH-5	7.5	0.02 Ω - 24.5 kΩ	±0.05 % thru ±5 %	±100, ±50, ±20
	NH005	NH-5	7.5	0.05 Ω - 12.75 kΩ		
	RH010	RH-10	12.5	0.01 Ω - 47.1 kΩ		
	NH010	NH-10	12.5	0.05 Ω - 23.5 kΩ		
	RH025	RH-25	25	0.01 Ω - 95.2 kΩ		
	NH025	NH-25	25	0.05 Ω - 47.6 kΩ		
	RH050	RH-50	50	0.01 Ω - 273 kΩ		
	NH050	NH-50	50	0.05 Ω - 136 kΩ		
	RH100	RH-100	100	0.05 Ω - 90 kΩ		
	NH100	NH-100	100	0.05 Ω - 37.5 kΩ		
	RH250	RH-250	250	0.05 Ω - 116 kΩ		
	NH250	NH-250	250	0.05 Ω - 48.5 kΩ		



NOTICE Specifications of the products displayed herein are subject to change without notice. Vishay Intertechnology, Inc., or anyone on its behalf, assumes no responsibility or liability for any errors or inaccuracies. Information contained herein is intended to provide a product description only. No license, express or implied, by estoppel or otherwise, to any intellectual property rights is granted by this document. Except as provided in Vishay's terms and conditions of sale for such products, Vishay assumes no liability whatsoever, and disclaims any express or implied warranty, relating to sale and/or use of Vishay products including liability or warranties relating to fitness for a particular purpose, merchantability, or infringement of any patent, copyright, or other intellectual property right. The products shown herein are not designed for use in medical, life-saving, or life-sustaining applications. Customers using or selling these products for use in such applications do so at their own risk and agree to fully indemnify Vishay for any damages resulting from such improper use or sale.